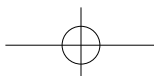


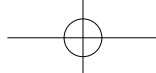
Quartz

S E R I E S

*Wharfedale*







## FOREWORD

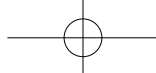
---

Britain has long been recognised throughout the world as being the home of loudspeaker technology in terms of innovation and quality. This reputation has been built up over many years by some of the world's most famous loudspeaker manufacturers. Wharfedale, established over eighty years ago, has always been at the forefront of maintaining this reputation.

It was in 1932 that Gilbert Briggs built his first loudspeaker in the cellar of his home in Ilkley, Yorkshire. This sleepy little market town was located in the valley of the river 'Wharfe' - an area known to this day as 'Wharfedale'. This unlikely location would see the birth of a brand that was to become recognised all over the world.

Briggs interest in quality sound reproduction stemmed from his great love of music; he was himself an adept pianist, and had a keen ear for the makings of a good loudspeaker. Indeed two of the first drive units he assembled in the cellar of his home won first and second prize in a loudspeaker test run by the Bradford Radio Society.

Gilbert Briggs is still much admired and respected throughout the world for his pioneering work in hi-fi reproduction and his endless pursuit of better sound quality - driven by his love of live music.



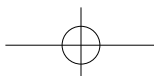
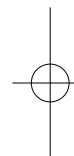
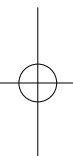
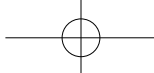
## Introduction

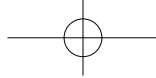
---

Wharfedale has always put a strong emphasis on delivering high-end audio to the masses. With this focus in mind the engineers at Wharfedale developed the Quartz range. Bringing together drive units that deliver HiFi sound reproduction with a sleek modern design in a budget range of speakers is an accomplishment not easily achieved. Quartz manages to deliver exciting, dynamic

sound quality that is well suited for both 2 channel listening as well as home cinema setups. In order to achieve such value in a product significant investments were made in the areas of tooling and manufacturing that bring the latest technologies and processes to Wharfedale's facilities. All the new improvements are embodied in the sound and styling of Quartz, making HiFi sound reproduction available to more music lovers than ever before.





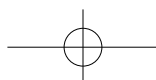



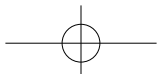
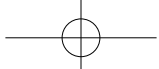
## Drive Units

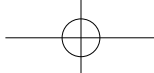
---

As with all Wharfedale speakers, the drive units used in Quartz were designed and manufactured in-house and voiced specifically to match with the cabinet structure of the Quartz range. Each bass-midrange unit features a Profiled PolyPropylene cone fabricated to a precise formula, specially textured to enhance midrange clarity. The centre of the cone features a phase plug that improves the transition to the high frequency output of the

treble unit for a seamless output. Wharfedale's engineers selected a translucent silk material for the 25mm (1") treble dome that combines excellent transient response with smooth, detailed highs for stunning clarity. Wharfedale's end-to-end process of developing speakers from the customized design to manufacturing of all components results in a smooth coherent sound that is unmatched by competitors.







## Crossover

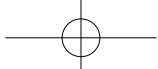
---

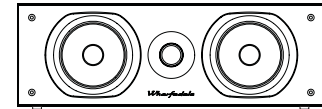
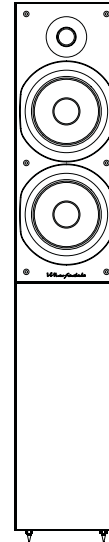
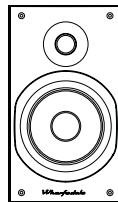
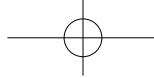
Combining the drive units is a highly refined crossover, developed using Wharfedale's Virtual Speaker software. This allows the engineers to define the optimal crossover frequency range for each specific model. While computer aiding can

dramatically improve the design of a speaker, true musicality cannot be measured so Wharfedale's engineers then refine the acoustics over hours of critical listening tests. The result is a speaker that is acoustically transparent and ensures excellent integration over a wide listening area.









Model	Quartz Q1	Quartz Q7	Quartz QC1
General description	2-way bookshelf speaker	2-way floorstanding speaker	2-way centre speaker
Enclosure type	bass reflex	bass reflex	bass reflex
Transducer complement	2-way	2-way	2-way
Bass driver	165mm	2 x 165mm Woven Kevlar Cone	2 x 130mm Woven Kevlar Cone
Midrange driver		25mm Soft Dome	
Treble driver	25mm Soft Dome		25mm Soft Dome
AV shield	No	No	No
Sensitivity (2.83V @ 1m)	87dB	88dB	88dB
Recommended amplifier power	25-100W	25-150W	25-120W
Peak SPL	105dB	108dB	105dB
Nominal impedance	8Ω Compatible	8Ω Compatible	8Ω Compatible
Minimum impedance	4.4Ω	4.2Ω	4.2Ω
Frequency response (+/-3dB)	58Hz ~ 20kHz	48Hz ~ 20kHz	75Hz ~ 20kHz
Bass extension (-6dB)	50Hz	44Hz	66Hz
Crossover frequency	3kHz	2.6kHz	2.7kHz
Dimensions (H x W x D)	310 x 180 x 225 (mm)	945 x 180 x 270 (mm)	155 x 450 x 200 (mm)
Net weight	4.5kg/pcs	12.7kg/pcs	5.8kg/pcs





*Wharfedale*

IAG House, 13/14 Glebe Road, Huntingdon, Cambridgeshire, PE29 7DL, UK  
Tel: + 44 (0) 1480 452561 Fax: + 44 (0) 1480 413403 <http://www.wharfedale.co.uk>  
IAG reserves the right to alter the design and specifications without notice. All rights reserved © IAG Group Ltd.  
Wharfedale is a member of the International Audio Group. CODE: WH13-BR0001